

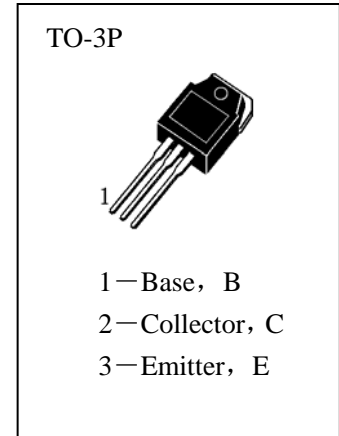


■ APPLICATIONS

- Audio and General purpose.
- Complementary to HA1695.

■ ABSOLUTE MAXIMUM RATINGS (T_a=25°C)

T_{stg}—Storage Temperature..... -65~150°C
 T_j—Junction Temperature..... 150°C
 P_C—Collector Dissipation (T_c=25°C) 100W
 V_{CBO}—Collector-Base Voltage..... 200V
 V_{CEO}—Collector-Emitter Voltage..... 140V
 V_{EBO}—Emitter-Base Voltage..... 6V
 I_C—Collector Current (DC) 10A
 I_b—Base Current..... 4A



■ ELECTRICAL CHARACTERISTICS (T_a=25°C)

Symbol	Characteristics	Min	Typ	Max	Unit	Test Conditions
BV _{CBO}	Collector-Base Breakdown Voltage	200			V	I _C =100 μ A, I _E =0
BV _{CEO}	Collector-Emitter Breakdown Voltage	140			V	I _C =50mA, I _B =0
BV _{EBO}	Emitter-Base Breakdown Voltage	6			V	I _E =100 μ A, I _C =0
I _{CBO}	Collector Cut-off Current			10	μ A	V _{CB} =200V, I _E =0
I _{EBO}	Emitter Cut-off Current			10	μ A	V _{EB} =6V, I _C =0
H _{FE} (1)	DC Current Gain	50		180		V _{CE} =4V, I _C =3A
V _{CE(sat)}	Collector- Emitter Saturation Voltage			0.5	V	I _C =5A, I _B =0.5A
f _T	Current Gain-Bandwidth Product		20		MHz	V _{CE} =12V, I _E =-0.5A
C _{ob}	Output Capacitance		250		pF	V _{CB} =10V, I _E =0, f=1MHz

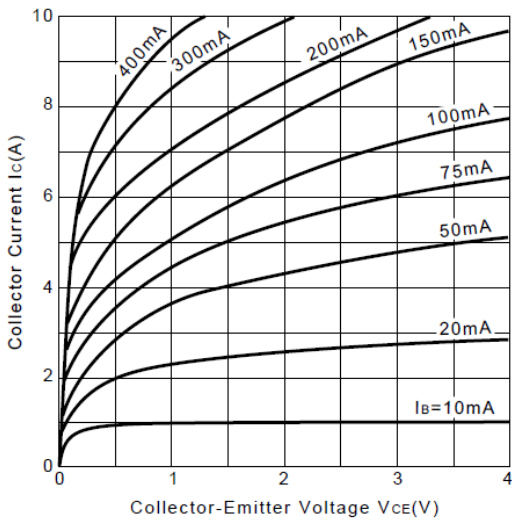
■ h_{FE}(1) Classification

O	P	Y
50 - 100	70 - 140	90 - 180

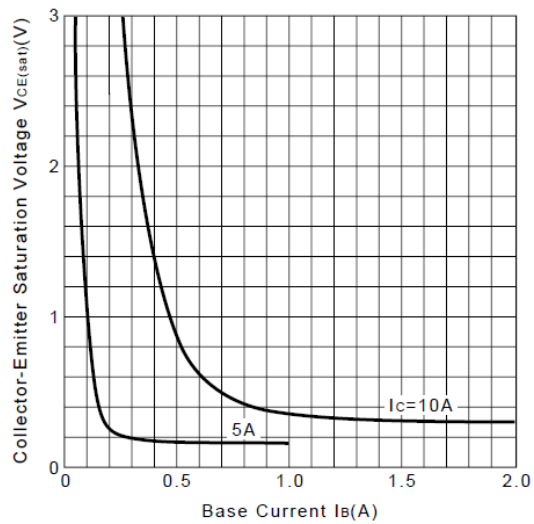


Typical Characteristics

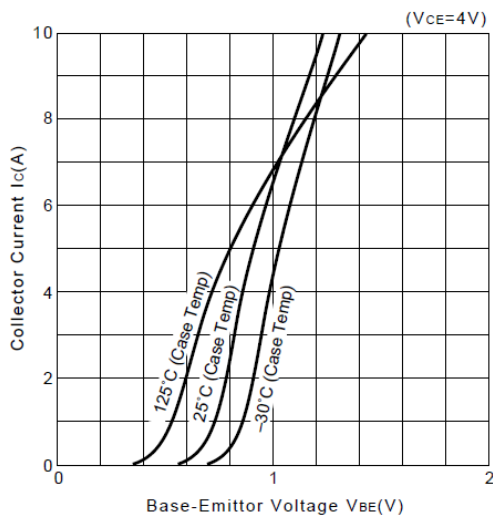
I_C - V_{CE} Characteristics (Typical)



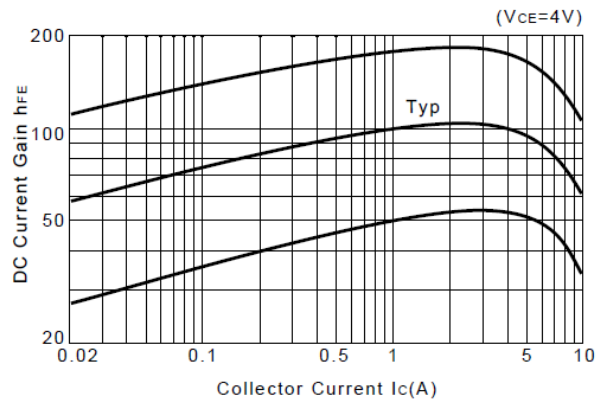
$V_{CE(sat)}$ - I_B Characteristics (Typical)



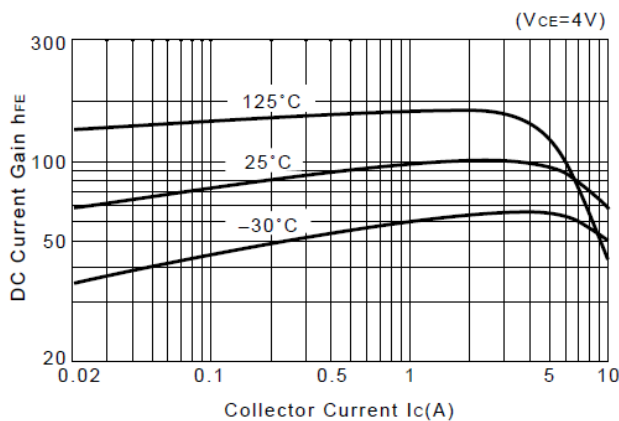
I_C - V_{BE} Temperature Characteristics (Typical)



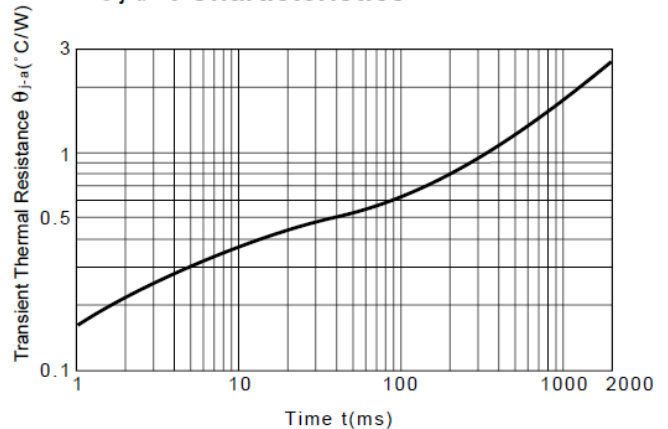
h_{FE} - I_C Characteristics (Typical)



h_{FE} - I_C Temperature Characteristics (Typical)

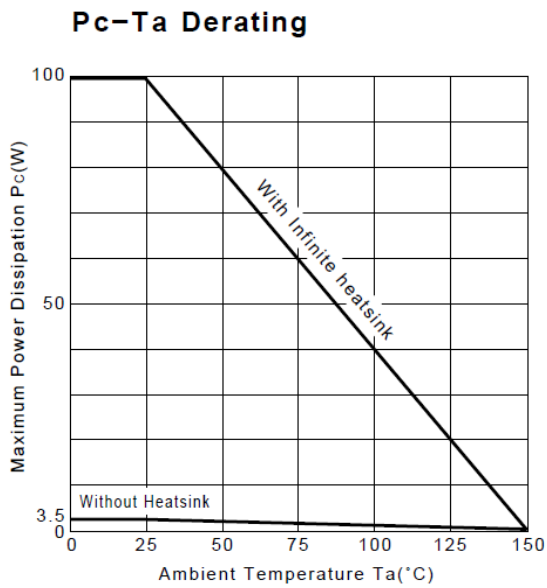
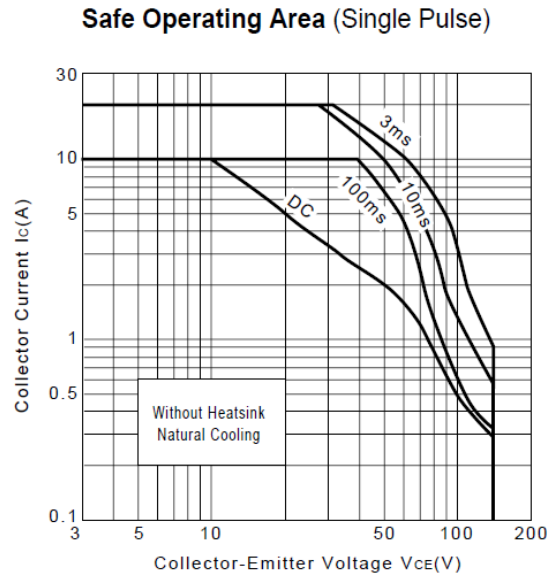
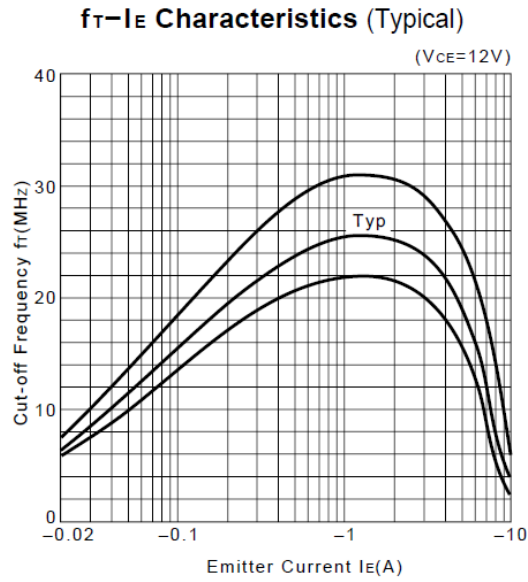


θ_{j-a} - t Characteristics





Typical Characteristics





■ Package Dimensions

SYMBOL	MILLIMETERS
A (mm)	15.60 ± 0.20
A1 (mm)	13.60 ± 0.20
A2 (mm)	9.60 ± 0.20
B (mm)	19.90 ± 0.20
B1 (mm)	13.90 ± 0.20
B2 (mm)	12.76 ± 0.20
B3 (mm)	3.80 ± 0.20
C (mm)	20.00 ± 0.30
C1 (mm)	3.50 ± 0.20
C2 (mm)	16.50 ± 0.30
D (mm)	5.45 (TYP)
D1 (mm)	2.0 ± 0.20
D2 (mm)	3.0 ± 0.20
D3 (mm)	1.00 ± 0.20
E (mm)	4.80 ± 0.20
E1 (mm)	$1.50 \pm \begin{matrix} +0.15 \\ -0.05 \end{matrix}$
E2 (mm)	1.40 ± 0.20
F (mm)	18.70 ± 0.20
G (mm)	$0.60 \pm \begin{matrix} +0.15 \\ -0.05 \end{matrix}$
ϕ (mm)	3.20 ± 0.10

